



Teams on Cell Phone

One-Time Setup


1. Open the App Store (iPhone) or Play Store (Android) on cell phone




2. Search for and select Microsoft Teams



3. Select Install

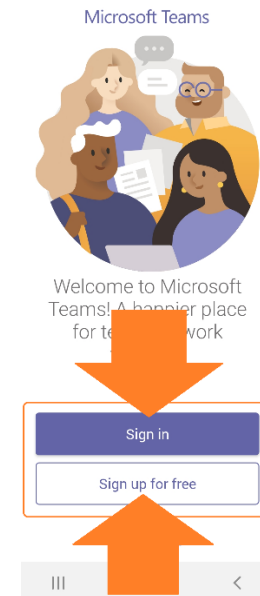


4. Click Open



5. Sign in with Microsoft Credentials or Create an Account.

- a. Sign In – If you have a Microsoft account use this option. Need email and password.
- b. Sign up for free – enter the email invitations will be sent to. Need email and password.



6. Allow use of camera and microphones if prompted.
7. Close the Teams application

Join Video Conference from Email Invitation

1. Open your email on cell phone. Select the meeting invitation from person who invited you. The date and time of the meeting are specified in the body of the email
2. In the body of the email, click Join Microsoft Teams Meeting link to join the Video Conference

